



Low and No Cost Ways to Help

How can I help the Erie Zoo

Inside this issue:

<i>How to help</i>	1
<i>Used items</i>	2
<i>New items</i>	3
<i>Enrichment Activities</i>	4
<i>Collection drives</i>	5
<i>What do I do now?</i>	6

There are many different ways you or your group can help out the zoo that are either low or no cost. This newsletter describes some of the ways that you or your group can help on your own time with no commitment to volunteer.

One of the easiest ways to help is by looking for used items in your home that you no longer use. These items will be listed on page 2. We would like these donated items to be in working order and clean.

Another way to help is to purchase some commonly used items for donation. Some popular times for this would be school supplies when they go on sale. We have a list on page 3 that will list some low cost items that the zoo always needs. This is a great idea for zoo lovers that choose to collect donations instead of gifts for birthdays.

A great way for families or groups to help out is by making some enrichment items.

Enrichment is a term used to describe anything different given to the animal that will challenge them. We have descriptions and rules to follow listed on page 4.

The zoo also collects a few items for points and recycling to earn money for different projects at the zoo. You could collect yourself or find a business or group to help collect these items. The collections are described on page 5.

Once you or your group have decided on the way you would like to help, you will then need to follow the instructions on page 6. This will let you know where to drop off items and who to get them to.

We appreciate any and all help you or your group gives to the zoo. Without help from our community we would not be who we are today. The zoo staff and animals all thank you for your time and effort.




Education Department
PO Box 3268
423 west 38th street
Erie pa 16508
814-864-4091
education@eriezoo.org

Used Items

We always welcome donations of gently used items from your home. Below is a list of some of the more frequently needed items. Please be sure that all items are clean and in working condition before donating. These items could be used for classes, animal care, enrichment or in our shop.

- DVD Player
- Children's DVD's
- Craft supplies
- Animal Crates
- Small animal critter keepers
- Blankets (no comforters, electric blankets or mattress pads)
- Body spray
- Books (children's animal themed)
- Catalogs and magazines (no staples)
- Chalk (non toxic)
- Cologne/perfume
- Newspaper (no glossy ads)
- Children's Paint (non-toxic)
- Baby and preschool toys
- Children's cotton pants (variety of sizes)
- Wind Chimes
- Mirrors (small and large)
- Phone books
- Ropes
- Sheets
- Towels
- Pine cones (dried and open, no scented)
- Balloons
- Bundt pans and shallow tin pans
- Radios with cd player
- Wrapping paper– non foil
- Streamers
- Tissue paper
- Plastic children's swimming pools
- Paper plates, cups and bowls
- Flat Screen TV
- Soccer balls
- Lava lamps
- Fountain and/or Sound Machines



New Items

There are some items that we always can use, are relatively cheap or are seasonally on sale. Below is a list of some of the items that we need throughout the year. **Food Items must not be expired.**

- Animal Crackers
- Apple Sauce-unsweetened
- Baby Bubble Bath
- Boost
- Brown Paper Bags
- Canned Pumpkin
- Dried Fruit
- Fruit Roll Ups/ Fruit by the Foot
- Graham Crackers
- Honey
- Ice Cream Cones (Miniature)
- 100% Juice (Apple, Grape)
- Cereal (fruit loops, honey nut cheerios)
- Nutragrain bars
- Peanut butter
- Rolled oats
- Spices
- Bubble Gum—sugar free
- Marshmallows
- Mixed nuts (Shelled and Unshelled)
- Pillowcases
- Large bird toys
- Pet Toys of all kinds —no squeakers
- Children's Washable Paint
- Art Paper
- Canvases
- Dry Erase Markers
- Sanitizing Wipes
- Hand Sanitizer
- Card Stock (All Colors)
- Gift cards to any store (can be any value even leftover small amounts)
- Paint Brushes (All Sizes)
- Travel Crates
- Food and Water Bowls
- Small Animal Critter Keepers
- Elmer's Disappearing Purple Glue Sticks
- White School Glue
- Large Coolers
- Sharpies
- Crayons
- Colored Pencils
- Washable Markers
- Notebooks
- Bubbles/ Bubble Maker
- Flashlights
- Umbrellas

* Food items must contain no sorbitol in their ingredients (typically in sugar free items)




Enrichment Activities

The animals enjoy many different handmade enrichment items . We have some ideas listed below along with instructions. If you have questions about any of these please call the education department.

Paper Chains—These are just old fashioned paper chains. The only rules for paper chains is that you need to use child safe glue or glue sticks to attach the loops. Please do not use staples or tape.



Cardboard Animals—Use your imaginations and extra cardboard to make your own creatures to give to the animals. You cannot use tape or staples for these so you must be creative and find ways to get the cardboard to fit together. You can paint or color your creation by using kids washable paint, markers or crayons. You can also use scented markers to color your project and add some scents to it for the animals.




Colored paper bags— Simple and easy for any age group. Just take paper bags and decorate with markers or crayons. You can theme them for upcoming holidays and we will be sure to put them out around those days.



Paper Mache— This is a pretty messy project but very fun for kids. Make Paper Mache animals, eggs and balls using balloons. Please make sure balloon is completely removed at completion. You may paint with child safe paints. The keepers will put these in the animal exhibits and fill with food or treats.



Wrapped Boxes— Boxes are used for most of the animals and look great when wrapped. To do this coat the whole box in child safe glue and stick wrapping paper on it. The easiest way to do this is to flatten the box before gluing. This will save space for storage and keep the box from becoming sealed shut.



Support the Zoo in our Conservation Efforts

- Have a coin drive to support the Erie Zoos Conservation efforts

Reward Levels for Support

- \$2 per person raised
 - Each person gets an Endangered Species Button
- \$200 total donation
 - 1 hour program at the Erie Zoo for up to 35 people and each person gets an Endangered Species button
- \$300 total donation
 - 1 hour program at your facility for up to 35 people and each person gets an Endangered Species button

What Do I Do Now?

When you have finished your project all you have to do is call the Education Department at 814-864-4091 or email education@eriezoo.org to schedule a drop off time. We will then ask you a few questions about how many people participated and the time spent working on your project. We can schedule drop off times for 8-4 every day of the

